



Enclosure for command devices, 22 mm, round, Enclosure material plastic, Enclosure top part yellow, 1 control point plastic, Control point in center, A=EMERGENCY STOP mushroom pushbutton red, 40 mm, rotate-to-unlatch, 1 NC, 1NC, screw terminal, floor mounting, 1xM20 each on top and bottom

Figure similar

<b>Product brand name</b>	SIRIUS ACT
<b>Product designation</b>	Enclosures
<b>Product type designation</b>	3SU1
<b>Manufacturer's article number</b>	<ul style="list-style-type: none"> <li>• of supplied contact module A1 = 3SU1400-2AA10-1CA0, A2 = 3SU1400-2AA10-1CA0 <a href="#">3SU1400-2AA10-1CA0</a></li> <li>• of supplied contact module at the command point A 1 <a href="#">3SU1400-2AA10-1CA0</a></li> <li>• of supplied contact module at the command point A 2 <a href="#">3SU1400-2AA10-1CA0</a></li> <li>• of the supplied holder A = 3SU1500-0AA10-0AA0 <a href="#">3SU1500-0AA10-0AA0</a></li> <li>• of the supplied holder at the command point A <a href="#">3SU1500-0AA10-0AA0</a></li> <li>• of the supplied actuator A = 3SU1000-1HB20-0AA0 <a href="#">3SU1000-1HB20-0AA0</a></li> <li>• of the supplied actuator at the command point A <a href="#">3SU1000-1HB20-0AA0</a></li> <li>• of supplied empty enclosure <a href="#">3SU1801-0AA00-0AA2</a></li> </ul>

<b>Enclosure</b>	
<b>Design of the housing</b>	Command point in center

<b>Shape of the enclosure front</b>	Square
<b>Material of the enclosure</b>	plastic
<b>Number of command points</b>	1
<b>Product component</b>	
• EMERGENCY STOP device	Yes
• protective collar	No
<b>Color</b>	
• of top part of the enclosure	yellow
<b>Delivery state</b>	
• as a kit	No
• pre-wired on strip terminal	No
<b>Mounting type of the enclosure</b>	Vertical

#### Actuator

<b>Design of the operating mechanism</b>	Emergency stop mushroom pushbutton
Suitability for use EMERGENCY OFF switch	Yes
<b>Product feature</b>	
• lockout	No
<b>Product extension optional Light source</b>	No
<b>Color</b>	
• of the actuating element	red
<b>Material of the actuating element</b>	plastic
<b>Shape of the actuating element</b>	round
<b>Number of contact modules</b>	2
<b>Type of unlocking device</b>	A = rotate-to-unlatch mechanism

#### Front ring

<b>Product component front ring</b>	No
<b>Design of the front ring</b>	Standard

#### Holder

<b>Material of the holder</b>	Plastic
-------------------------------	---------

#### Display

<b>Number of LED modules</b>	0
------------------------------	---

#### General technical data

<b>Product function</b>	
• positive opening	Yes
• EMERGENCY OFF function	Yes
• EMERGENCY STOP function	Yes
<b>Protection class IP</b>	IP66, IP67, IP69(IP69K)
<b>Degree of protection NEMA rating</b>	1, 2, 3, 3R, 4, 4X, 12, 13
<b>Shock resistance</b>	
• acc. to IEC 60068-2-27	Sinusoidal half-wave 50 g / 11 ms
<b>Vibration resistance</b>	

• acc. to IEC 60068-2-6	10 ... 500 Hz: 5g
Reference code acc. to DIN EN 81346-2	S
Reference code acc. to DIN EN 61346-2	S
Continuous current of the C characteristic MCB	10 A; for a short-circuit current smaller than 400 A
Continuous current of the quick DIAZED fuse link	10 A
Continuous current of the DIAZED fuse link gG	10 A
<b>Operating voltage</b>	
• at AC	
— at 50 Hz rated value	5 ... 500 V
— at 60 Hz rated value	5 ... 500 V
• at DC	
— rated value	5 ... 500 V

#### Auxiliary circuit

Design of the contact of auxiliary contacts	Silver alloy
Number of NC contacts for auxiliary contacts	2
Number of NO contacts for auxiliary contacts	0

#### Connections/ Terminals

<b>Type of electrical connection</b>	
• of modules and accessories	Screw-type terminal
<b>Type of electrical connection on enclosure</b>	Cable routing above and below, both 1 x M20
<b>Tightening torque of the screws in the bracket</b>	1 ... 1.2 N·m
<b>Tightening torque of mounting screws in the enclosure cover</b>	1.5 ... 1.7 N·m
<b>Tightening torque</b>	
• with screw-type terminals	0.8 ... 0.9 N·m

#### Interfaces

<b>Design of the interface</b>	
• for communication	without

#### Ambient conditions

<b>Ambient temperature</b>	
• during operation	-25 ... +70 °C
• during storage	-40 ... +80 °C
Environmental category during operation acc. to IEC 60721	3M6, 3S2, 3B2, 3C3, 3K6 (with relative air humidity of 10 ... 95 %, no condensation in operation permitted for all devices behind front panel)

#### Installation/ mounting/ dimensions

<b>Mounting type</b>	
• of modules and accessories	Floor mounting
<b>Height</b>	89.4 mm
<b>Width</b>	85 mm
<b>Depth</b>	109 mm

Shape of the installation opening	round
-----------------------------------	-------

### Accessories

Number of labels	1
Number of inscription plates	0

### Certificates/ approvals

General Product Approval	Declaration of Conformity
--------------------------	---------------------------



[Miscellaneous](#)

Test Certificates	Marine / Shipping
-------------------	-------------------

[Type Test Certificates/Test Report](#)

[Special Test Certificate](#)



Marine / Shipping	other
-------------------	-------



[Confirmation](#)

### Further information

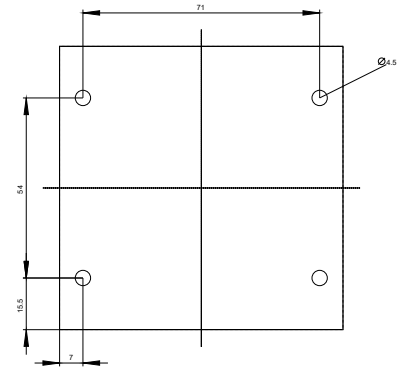
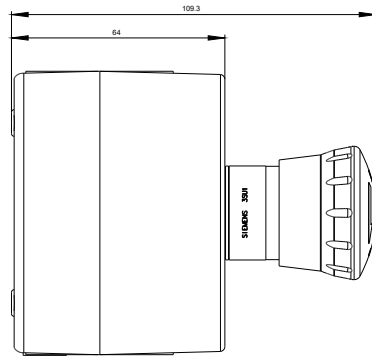
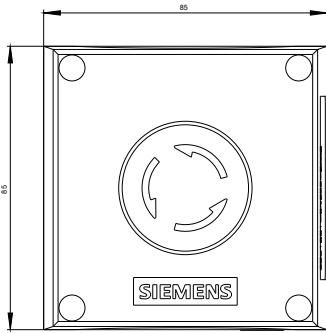
**Information- and Downloadcenter (Catalogs, Brochures,...)**  
<https://www.siemens.com/ic10>

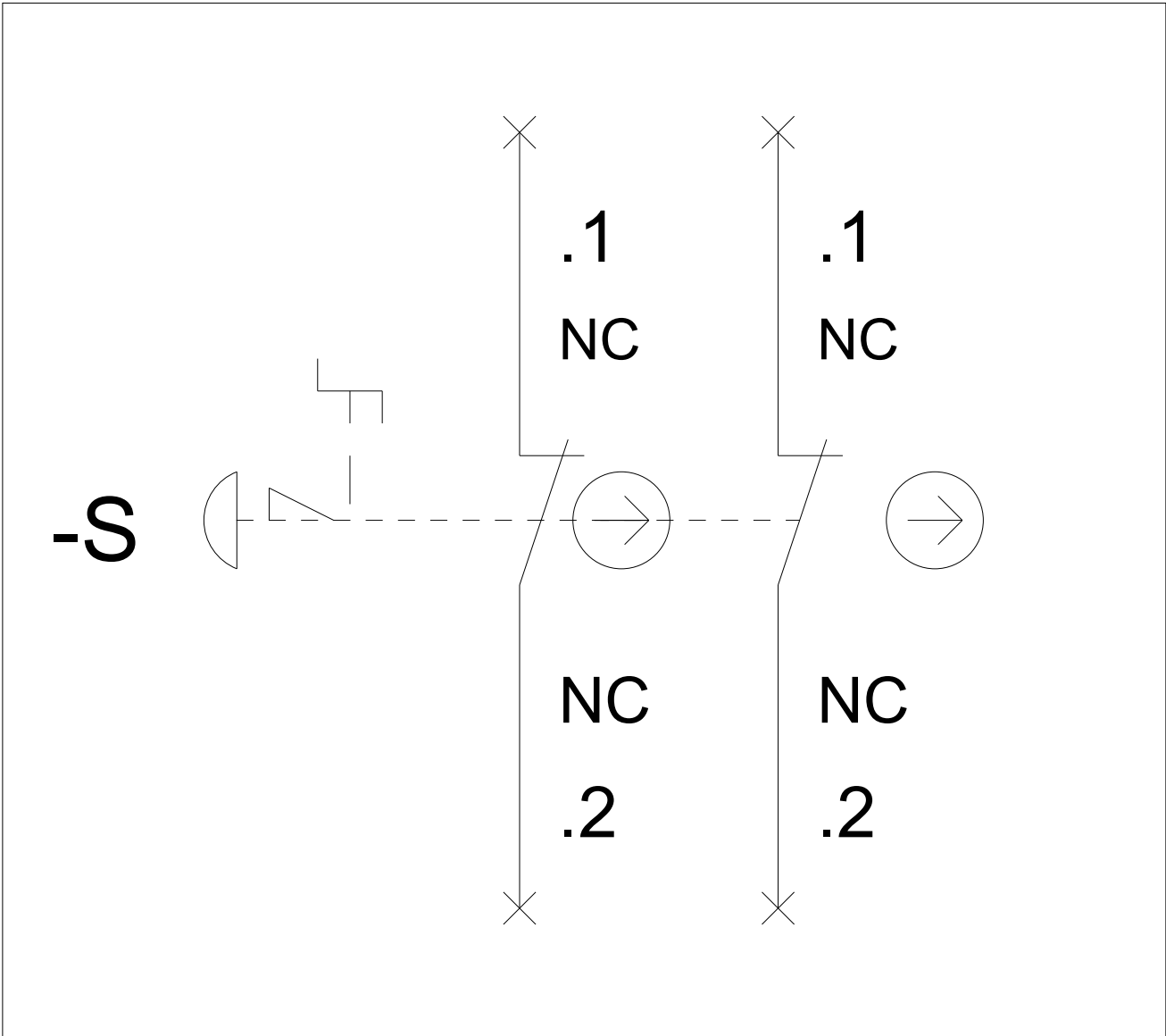
**Industry Mall (Online ordering system)**  
<https://mall.industry.siemens.com/mall/en/en/Catalog/product?mlfb=3SU1801-0NB00-2AA2>

**Cax online generator**  
<http://support.automation.siemens.com/WW/CAXorder/default.aspx?lang=en&mlfb=3SU1801-0NB00-2AA2>

**Service&Support (Manuals, Certificates, Characteristics, FAQs,...)**  
<https://support.industry.siemens.com/cs/ww/en/ps/3SU1801-0NB00-2AA2>

**Image database (product images, 2D dimension drawings, 3D models, device circuit diagrams, EPLAN macros, ...)**  
[http://www.automation.siemens.com/bilddb/cax\\_de.aspx?mlfb=3SU1801-0NB00-2AA2&lang=en](http://www.automation.siemens.com/bilddb/cax_de.aspx?mlfb=3SU1801-0NB00-2AA2&lang=en)





last modified:

03/11/2020